

Molded PVC Fittings





TABLE OF CONTENTS

D-SERIES: SOLVENT WELD DWV FITTINGS

CERTS: ASTM D2665, F1866, F2135, CSA B181.2, UPC, NSF 5-9

G-SERIES: GASKETED SDR 35 SEWER FITTINGS

CERTS: ASTM D3034, ASTM F1336, CSA B182.2..... 10-14

H-SERIES: GASKETED SDR 26 SEWER FITTINGS

CERTS: ASTM D3034, ASTM F1336 AND CSA B182.2..... 15-18

M-SERIES: SOLVENT WELD SDR 26 SEWER FITTINGS

CERTS: CSA B182.2, ASTM D3034, ASTM D1784 19-20

P-SERIES: SOLVENT WELD SDR 35 SEWER FITTINGS

CERTS: ASTM D3034, D1784, CSA B182.2, UPC, NSF 21-25

T-SERIES: GASKETED CLASS 160 IPS PRESSURE FITTINGS

CERTS: ASTM D2122, D2665, D3212, D3139, F477 26-27

ABOUT NAPCO

NAPCO, a Westlake company, is a leading polyvinyl chloride (PVC) pipe manufacturer in North America. Founded in 1992, NAPCO manufactures a broad range of gasketed, solvent welded, and restrained joint pipes for a diverse range of markets including municipal water and sewer, residential plumbing, water well, agricultural irrigation, turf and mining. NAPCO offers a broad range of standard and specialty piping, and fittings; including brands such as Certa-Lok®, Yelomine®, Certa-Set® and Certa-Flo®.

With 15 manufacturing/distribution facilities across North America, we have superior capability to efficiently service our customers. This translates to prompt deliveries and superior responsiveness from our knowledgeable and courteous customer care team. Our dedication to service is at the core of our business and remains unparalleled in the industry.

D-SERIES: SOLVENT WELD DWV FITTINGS

CERTS: ASTM D2665, F1866, F2135, CSA B181.2, UPC, NSF


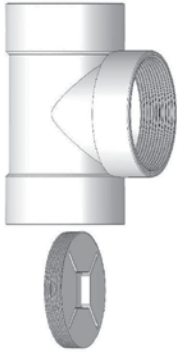




4" through 12" injection molded solvent weld Drain, Waste and Vent (DWV) fittings shall be manufactured in accordance with ASTM D2665, F1866, F2135 and CSA B181.2, as applicable. Injection molded solvent weld DWV fittings shall be certified by the National Sanitation Foundation (NSF) to meet ASTM D2665, F1866 and ASTM F2135, as applicable; and by the Canadian Standards Association (CSA) to meet CSA B181.2 as applicable. They shall be certified by the International Association of Plumbing and Municipal Officials (IAPMO) to meet the requirements of the Uniform Plumbing Code (UPC), as applicable.

4" through 8" injection molded solvent weld Drain, Waste and Vent (DWV) fittings shall be manufactured from PVC with cell class of 12454 in accordance with ASTM D1784.



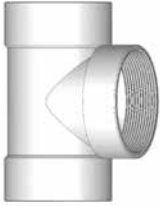
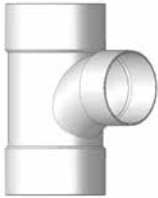




D-SERIES: SOLVENT WELD DWV FITTINGS CERTS: ASTM D2665, F1866, F2135, CSA B181.2, UPC, NSF










Product	Size (inches)	Part #
Straight Tee HxHxH 	4 x 4	D104
	6 x 4	D106-4
	6 x 6	D106
	8 x 4	D108-4
	8 x 6	D108-6
	8 x 8	D108
	10 x 4	D1010-4
	10 x 6	D1010-6
	10 x 8	D1010-8
	10 x 10	D1010
	12 x 4	D1012-4
	12 x 6	D1012-6
	12 x 8	D1012-8
	12 x 10	D1012-10
	12 x 12	D1012
Test Tee with Countersunk Plug HxHxFIPT 	4 x 4	D12804
	6 x 4	D12806-4
	6 x 6	D12806
	8 x 4	D12808-4
	8 x 6	D12808-6
	8 x 8	D12808
	10 x 4	D12810-4
	10 x 6	D12810-6
	10 x 8	D12810-8
	10 x 10	D12810
	12 x 4	D12812-4
	12 x 6	D12812-6
	12 x 8	D12812-8
	12 x 10	D12812-10
	12 x 12	D12812

Product	Size (inches)	Part #
45 Degree Wye HxHxH 	4 x 4	D304
	6 x 4	D306-4
	6 x 6	D306
	8 x 4	D308-4
	8 x 6	D308-6
	8 x 8	D308
	10 x 4	D3010-4
	10 x 6	D3010-6
	10 x 8	D3010-8
	10 x 10	D3010
	12 x 4	D3012-4
	12 x 6	D3012-6
	12 x 8	D3012-8
Test Tee with Raised Plug HxHxFIPT 	4 x 4	D12904
	6 x 4	D12906-4
	6 x 6	D12906
	8 x 4	D12908-4
	8 x 6	D12908-6
	8 x 8	D12908
	10 x 4	D12910-4
	10 x 6	D12910-6
	10 x 8	D12910-8
	10 x 10	D12910
	12 x 4	D12912-4
	12 x 6	D12912-6
12 x 8	D12912-8	
12 x 10	D12912-10	
12 x 12	D12912	

D-SERIES: SOLVENT WELD DWV FITTINGS







CERTS: ASTM D2665, F1866, F2135, CSA B181.2, UPC, NSF


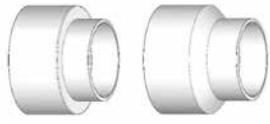



Product	Size (inches)	Part #
Test Tee without Plug HxHx FIPT 	4 x 4	D1104
	6 x 4	D1106-4
	6 x 6	D1106
	8 x 4	D1108-4
	8 x 6	D1108-6
	8 x 8	D1108
	10 x 4	D11010-4
	10 x 6	D11010-6
	10 x 8	D11010-8
	10 x 10	D11010
	12 x 4	D11012-4
	12 x 6	D11012-6
	12 x 8	D11012-8
	12 x 10	D11012-10
12 x 12	D11012	
Sanitary Tee (T-Y) HxHxH 	4 x 4	D156
	6 x 4	D157-4
	6 x 6	D157
	8 x 4	D158-4
	8 x 6	D158-6
	8 x 8	D158
Long Radius Sanitary Tee HxHxH 	4	D1644
1/4 Bend (90) Vent HxH 	4	D204
	6	D206
	8	D208
	10	D2010
	12	D2012
Double 45 Degree Wye HxHxHxH 	6 x 4	D366-4
	6 x 6	D366-6
2 Way Cleanout HxHxH 	3	D1003
	4	D1004
	6	D1006

Product	Size (inches)	Part #
1/4 Bend (90) Vent SxH 	4	D224
	6	D226
	8	D228
	10	D2210
	12	D2212
1/4 Bend (90) HxH Long Sweep 	4	D256
	6	D257
	8	D258
1/8 Bend (45) HxH 	4	D504LS
	6	D506LS
	8	D508SS
	10	D5010SS
	12	D5012SS
1/16 Bend (22.5) HxH 	4	D1704
	6	D1706
	8	D1708
	10	D17010
	12	D17012
1/4 Bend (90) SxH Long Sweep 	4	D274
	6	D277
	8	D278
1/8 Bend (45) SxH 	4	D404LS
	6	D406LS
	8	D408SS
	10	D4010SS
	12	D4012SS
1/16 Bend (22.5) SxH 	4	D1714
	6	D1716
	8	D1718
	10	D17110
	12	D17112
Cap (H) 	4	D1604
	6	D1606
	8	D1608
	10	D16010
	12	D16012
Drain Grate (S) 	4	D911
	6	D916

D-SERIES: SOLVENT WELD DWV FITTINGS

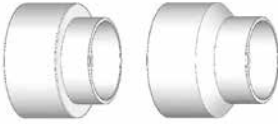






CERTS: ASTM D2665, F1866, F2135, CSA B181.2, UPC, NSF









Product	Size (inches)	Part #
Stop Coupling HxH 	4	D604
	6	D606
	8	D608
	10	D6010
	12	D6012
Concentric Reducer Coupling HxH 	6 x 4	D606-4
	8 x 4	D608-4
	8 x 6	D608-6
	10 x 4	D6010-4
	10 x 6	D6010-6
	10 x 8	D6010-8
	12 x 4	D6012-4
	12 x 6	D6012-6
	12 x 8	D6012-8
	12 x 10	D6012-10
Spigot Plug (S) 	4	T1164
	6	T1166
	8	T1168
	10	D11610
	12	D11612
Male Adapter (MPT) 	4	D1304
	6	D1306
Repair Coupling HxH 	4	D624
	6	D626
	8	D628
	10	D6210
	12	D6212
Concentric Reducer Bushing SxH 	6 x 4	D1216
	8 x 4	D1217
	8 x 6	D1218
	10 x 4	D1210-4
	10 x 6	D1210-6
	10 x 8	D1210-8
	12 x 4	D1212-4
	12 x 6	D1212-6
	12 x 8	D1212-8
	12 x 10	D1212-10

Product	Size (inches)	Part #
Expansion Joint Coupling HxH 	2	D632
	3	D633
	4	D634
DWV Adapter Coupling HxH SDR 35 (Solvent Sewer Hub x Solvent DWV Hub) 	4 x 3	P655
	4 x 4	P657
	6 x 4	P658
	6 x 6	P659
Gasketed DWV Adapter Coupling GxDWV G (Gasket SDR26 Sewer Hub x Gasket DWV Hub) 	4 x 4	H657
	6 x 4	H658
	6 x 6	H659
Gasketed DWV Adapter Bushing SxDWV G (Chamfer Sewer Spigot x Gasket DWV Hub) 	4 x 4	H1213
	6 x 4	H1214
	6 x 6	H1215
Flush Reducer Bushing SxH 	4 x 2	D12504-2
	4 x 3	D12504-3
	6 x 3	D12506-3
	6 x 4	D12506-4
	8 x 4	D12508-4
	8 x 6	D12508-6
	10 x 3	D12510-3
	10 x 4	D12510-4
	10 x 6	D12510-6
	10 x 8	D12510-8
	12 X 3	D12512-3
	12 x 4	D12512-4
	12 x 6	D12512-6
12 x 8	D12512-8	
12 x 10	D12512-10	

D-SERIES: SOLVENT WELD DWV FITTINGS



CERTS: ASTM D2665, F1866, F2135, CSA B181.2, UPC, NSF



Product	Size (inches)	Part #
DWV Adapter Bushing SxH (SDR 35 Solvent Short Sewer Spigot x Solvent DWV Hub) 	3 x 1 1/2	P1202
	3 x 2	P1203
	4 x 1 1/2	P1204
	4 x 2	P1205
	4 x 3	P1211
	4 x 4	P1213
	6 x 4	P1214
	6 x 6	P1215
Gasketed DWV Adapter Coupling HxDWV G (SDR26 Solvent Sewer Hub x Gasket DWV Hub) 	4 x 4	H954
	6 x 4	H956-4
	6 x 6	H956
Chamfer DWV Adapter Bushing (Chamfer Sewer Spigot x Solvent DWV Hub) 	4 x 4	G944
	6 x 4	G946-4
	6 x 6	G946
	8 x 8	G948
DWV Adapter Sleeve (DWV Spigot x Gasket SDR35 Sewer Hub) 	4 x 4	G1208
	6 x 6	G1209
DWV Adapter Sleeve (Solvent DWV Spigot x Solvent SDR35 Sewer Hub) 	3 x 3	P1207
	4 x 4	P1208
	6 x 6	P1209
Temporary Plug Polyethylene (S) 	4 x 4	G1184
	6 x 6	G1186
	8 x 8	G1188
In-Line Backwater Valve HxH 	4	D0104
	6	D0106

Product	Size (inches)	Part #
IntelliCap with 3M Marker 	4	P1614-SN
	6	P1616-SN
Fit-Rite Adjustable Floor Flange SxH 	4	D1864
Downspout Adapter (Downspout x Solvent DWV Hub) 	2 x 3 x 4	D1904
	3 x 4 x 3	D1905
	3 x 4 x 4	D1906
DWV Adapter Sleeve (DWV Spigot x Gasket SDR26 Sewer Hub) 	4 x 4	H1208
	6 x 6	H1209
Gasketed DWV Adapter (Solvent DWV Spigot x Gasket DWV Hub) 	4 x 4	D904
	6 x 6	D906
	8 x 8	D908
Vertical Riser Adapter (SxS) 	4 x 4	T984
	6 x 6	T986
	8 x 8	T988
Flushmount Downspout Adapter (Downspout x Solvent DWV Hub) 	4 x 6 x 6	D1928
Threaded Plug - Raised (MPT) 	4	D1154
	6	D1156
	8	D1158
	10	D11510
	12	D11512

D-SERIES: SOLVENT WELD DWV FITTINGS

CERTS: ASTM D2665, F1866, F2135, CSA B181.2, UPC, NSF

Product	Size (inches)	Part #
Female Adapter (HxFIPT) 	4	D1404
	6	D1406
	8	D1408
	10	D14010
	12	D14012
Threaded Plug - Countersunk (MPT) 	4	D1144
	6	D1146
	8	D1148
	10	D11410
	12	D11412

Product	Size (inches)	Part #
Fitting Cleanout (SxFIPT) 	4	D1504
	6	D1506
	8	D1508
	10	D15010
	12	D15012
U-Bend HxH 	3 x 3	D1833
	4 x 4	D1844
	6 x 6	D1866

G-SERIES: GASKETED SDR 35 SEWER FITTINGS

CERTS: ASTM D3034, ASTM F1336, CSA B182.2

4" through 12" injection molded gasketed SDR 35 sewer fittings shall be manufactured in accordance with ASTM D3034, ASTM F1336 and CSA B182.2. They shall be injection molded from virgin PVC compound having a cell classification of 12454 or 13343 in accordance with, and certified by the National Sanitation Foundation (NSF), to meet ASTM D1784. Gaskets shall be manufactured in accordance with ASTM F477 or ASTM F913. Gaskets shall be firmly seated in fitting in order to ensure proper installation and to prevent dislocation or misalignment during system assembly. Gasket joints must comply with ASTM D3212 Internal Pressure Test (ex-filtration) and Vacuum Test (infiltration) at 5 degrees of gasket joint deflection and top load deflection.





Where available, reducing braces on injection molded 8", 10" and 12" tees, wyes and tee-wyes shall be minimum DR18 wall thickness in the reducing brance body and reducing branch hub area below the gasket race.





Gasketed SDR 35 fittings shall be certified by the National Sanitation Foundation (NSF) to meet ASTM D3034 and F1336 and, in applicable configurations, by the International Association of Plumbing and Municipal Officials (IAPMO) to meet the requirements of the Uniform Plumbing Code (UPC), as applicable, and to meet ASTM D3034, and by the Canadian Standards Association (CSA) to meet CSA B182.2.



G-SERIES: GASKETED SDR 35 SEWER FITTINGS






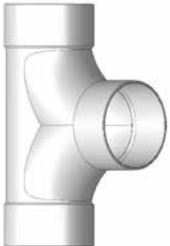
CERTS: ASTM D3034, ASTM F1336, CSA B182.2

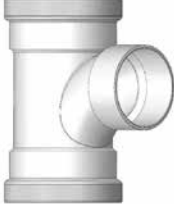






Product	Size (inches)	Part #
Straight Tee GxGxG 	4 x 4	G104
	6 x 4	G106-4
	6 x 6	G106
	8 x 4	G108-4
	8 x 5	G108-5
	8 x 6	G108-6
	8 x 8	G108
	10 x 4	G1010-4
	10 x 5	G1010-5
	10 x 6	G1010-6
	10 x 8	G1010-8
	10 x 10	G1010
	12 x 4	G1012-4
	12 x 5	G1012-5
	12 x 6	G1012-6
12 x 8	G1012-8	
12 x 10	G1012-10	
12 x 12	G1012	
45 Degree Wye GxGxG 	4 x 4	G304
	6 x 4	G306-4
	6 x 6	G306
	8 x 4	G308-4
	8 x 6	G308-6
	8 x 8	G308
	10 x 4	G3010-4
	10 x 6	G3010-6
	10 x 8	G3010-8
	10 x 10	G3010
	12 x 4	G3012-4

Product	Size (inches)	Part #
45 Degree Wye GxGxG <i>(continued)</i>	12 x 6	G3012-6
	12 x 8	G3012-8
	12 x 10	G3012-10
	12 x 12	G3012
Straight Tee SxGxG 	4 x 4	G124
	6 x 4	G126-4
	6 x 6	G126
	8 x 4	G128-4
	8 x 6	G128-6
45 Degree Wye SxGxG 	4 X 4	G324
	6 x 4	G326-4
	6 x 6	G326
	8 x 4	G328-4
	8 x 6	G328-6
	8 x 8	G328
	8 x 4	H118-4
	8 x 6	H118-6
Straight Tee with DWV Branch GxGxDWV G 	8 x 4	G138-4
	8 x 6	H138-6
Straight Tee with DWV Branch GxGxDWV H 	8 x 4	G138-4
	8 x 6	H138-6

G-SERIES: GASKETED SDR 35 SEWER FITTINGS








CERTS: ASTM D3034, ASTM F1336, CSA B182.2







Product	Size (inches)	Part #
45 Degree Wye with DWV Branch GxGxDWV G 	8 x 4	H318-4
	8 x 6	H318-6
45 Degree Wye with DWV Branch GxGxDWV H 	8 x 4	G338-4
	8 x 6	H338-6
Double 45 Degree Wye GxGxGxG 	6 x 4	G366-4
	6 x 6	G366-6
Sanitary Tee (T-Y) GxGxG 	4 x 4	G156
	6 x 4	G157-4
	6 x 6	G157
	8 x 4	G158-4
	8 x 6	G158-6
	8 x 8	G158
Sanitary Tee (T-Y) SxGxG 	4 x 4	G174
	6 x 4	G177-4
	6 x 6	G177
	8 x 4	G178-4
	8 x 6	G178-6
	8 x 8	G178
2-Way Cleanout GxGxG 	4 x 4	G1004
	6 x 6	G1006

Product	Size (inches)	RPB Part #
Sanitary Tee with DWV Branch (T-Y) GxGxDWV H 	8 x 4	H198-4
	8 x 6	H198-6
1/4 Bend (90) GxG 	4	G204
	6	G206
	8	G208
	10	G2010
	12	G2012
1/4 Bend (90) GxG Long Sweep 	4	G256
	6	G257
	8	G258
1/8 Bend (45) GxG 	4	G504
	6	G506
	8	G508
	10	G5010
	12	G5012
Deep Socket 1/8 Bend (45) GxG 	6	H5066
1/4 Bend (90) SxG 	4	G224
	6	G226
	8	G228
	10	G2210
	12	G2212
1/4 Bend (90) SxG Long Sweep 	4	G274
	6	G277
	8	G278

G-SERIES: GASKETED SDR 35 SEWER FITTINGS








CERTS: ASTM D3034, ASTM F1336, CSA B182.2








Product	Size (inches)	Part #
1/8 Bend (45) SxG 	4	G404
	6	G406
	8	G408
	10	G4010
	12	G4012
Deep Socket 1/8 Bend (45) SxG 	6	H4066
1/16 Bend (22.5) GxG 	4	G1704
	6	G1706
	8	G1708
	10	G17010
	12	G17012
Deep Socket 1/16 Bend (22.5) GxG 	6	H17066
Cap (G) 	4	G1604
	6	G1606
	8	G1608
	10	G16010
	12	G16012
Stop Coupling GxG 	4	G604
	6	G606
	8	G608
	10	G6010
	12	G6012
1/16 Bend SxG 	4	G1714
	6	G1716
	8	G1718
	10	G17110
	12	G17112

Product	Size (inches)	Part #
Deep Socket 1/16 Bend (22.5) SxG 	6	H17166
Spigot Plug (S) 	4	G1164
	6	G1166
	8	G1168
	10	G11610
	12	G11612
Repair Coupling GxG 	4	G624
	6	G626
	8	G628
	10	G6210
	12	G6212
Concentric Increaser Coupling GxG 	6 x 4	G606-4
	8 x 4	G608-4
	8 x 6	G608-6
	10 x 4	G6010-4
	10 x 6	G6010-6
	10 x 8	G6010-8
	12 x 4	G6012-4
	12 x 6	G6012-6
	12 x 8	G6012-8
	12 x 10	G6012-10
Concentric Increaser Bushing SxG 	6 x 4	G1216
	8 x 4	G1219
	8 x 6	G1220
	10 x 4	G1210-4
	10 x 6	G1210-6
	10 x 8	G1210-8
	12 x 4	G1212-4
	12 x 6	G1212-6
	12 x 8	G1212-8
	12 x 10	G1212-10
Eccentric Increaser Coupling GxG 	6 x 4	G616-4
	8 x 6	G618-6

G-SERIES: GASKETED SDR 35 SEWER FITTINGS

CERTS: ASTM D3034, ASTM F1336, CSA B182.2

Product	Size (inches)	Part #
Eccentric Inserter Bushing SxG 	6 x 4	G1306-4
	8 x 4	G1308-4
	8 x 6	G1308-6
Gasketed Sewer Adapter (Solvent Sewer Hub x Gasket Sewer Hub) 	4 x 4	G644
	6 x 4	G646-4
	6 x 6	G646
	8 x 8	G648
Gasketed DWV Adapter Coupling (Gasket Sewer Hub x Gasket DWV Hub) 	4 x 4	H657
	6 x 4	H658
	6 x 6	H659
Solvent Sewer to DWV Adapter Coupling (Solvent Sewer Hub x Gasket DWV Hub) 	4 x 4	H954
	6 x 4	H956-4
	6 x 6	H956
Solvent DWV Adapter Bushing (Chamfer Sewer Spigot x Solvent DWV Hub) 	4 x 4	G944
	6 x 4	G946-4
	6 x 6	G946
	8 x 8	G948
Temporary Plug – Polyethylene (S) 	4	G1184
	6	G1186
	8	G1188
Gasketed Sewer Adapter (Solvent Sewer Spigot x Gasket Sewer Hub) 	4 x 4	G904
	6 x 6	G906
	8 x 8	G908

Product	Size (inches)	Part #
Gasketed DWV Adapter Bushing (Chamfer Sewer Spigot x Gasket DWV Hub) 	4 x 4	H1213
	6 x 4	H1214
	6 x 6	H1215
Solvent Weld Sewer Adapter (Chamfer Sewer Spigot x Solvent Sewer Hub) 	4 x 4	G964
DWV Adapter Sleeve (DWV Spigot x Gasket Sewer Hub) 	4 x 4	G1208
	6 x 6	G1209
Vertical Riser Adapter SxS 	4 x 4	G984
	6 x 6	G986
	8 x 8	G988
Saddle Tee with Stainless Steel Clamps (Short Gasket Skirt x Gasket Inlet) SDR26 	6 x 4	H2106-4R
	8 x 4	H2108-4R
	8 x 6	H2108-6R
	10 x 4	H2110-4R
	10 x 6	H2110-6R
	12 x 4	H2112-4R
	12 x 6	H2112-6R
Saddle Tee with Stainless Steel Clamps (Short Gasket Skirt x Gasket Inlet) w/Loc Ring SDR26 	6 x 4	H4106-4R
	8 x 4	H4108-4R
	8 x 6	H4108-6R
	10 x 4	H4110-4R
	10 x 6	H4110-6R
	12 x 4	H4112-4R
	12 x 6	H4112-6R
Saddle Wye with Stainless Steel Clamps (Short Gasket Skirt x Gasket Inlet) SDR26 	6 x 4	H2306-4R
	8 x 4	H2308-4R
	8 x 6	H2308-6R
	10 x 4	H2310-4R
	10 x 6	H2310-6R
	12 x 4	H2312-4R
	12 x 6	H2312-6R

G-SERIES: GASKETED SDR 35 SEWER FITTINGS

Product	Size (inches)	Part #
Saddle Wye with Stainless Steel Clamps (Short Gasket Skirt x Gasket Inlet) w/Loc Ring SDR26 	6 x 4	H4306-4R
	8 x 4	H4308-4R
	8 x 6	H4308-6R
	10 x 4	H4310-4R
	10 x 6	H4310-6R
	12 x 4	H4312-4R
	12 x 6	H4312-6R



H-SERIES: GASKETED SDR 26 SEWER FITTINGS

CERTS: ASTM D3034, ASTM F1336, CSA B182.2




4" through 36" gasketed SDR 26 sewer fittings shall be manufactured in accordance with ASTM D3034 and F1336. Fitting gaskets shall comply with ASTM F477 or ASTM F913. Fitting gaskets shall be locked firmly in position to prevent displacement. 4" through 12" SDR 26 fittings shall have green color coded gasket retaining collars for easy identification. 4" through 8" fittings shall be injection molded from virgin PVC compound having a minimum cell classification of 12454 or 13343 in accordance with, and certified by the National Sanitation Foundation (NSF), to meet ASTM D1784 and CSA B182.2. Gasketed SDR 26 sewer fittings may be injection molded or fabricated from pipe meeting the requirements of ASTM D3034. Gasket joints of all fitting sizes must comply with ASTM D3212 Internal Pressure Test (ex-filtration) and Vacuum Test (infiltration) at 5 degrees of gasket joint deflection. Injection Molded Gasketed SDR 26 sewer fittings shall be certified by the National Sanitation Foundation (NSF) to meet ASTM D3034 and ASTM F1336 and certified at 200 psi internal pressure, and by the Canadian Standards Association (CSA) to meet CSA B182.2.







Where available, reducing branches on injection molded 8", 10" and 12" tees, wyes and tee-wyes shall be minimum DR18 wall thickness in the reducing branch body and reducing branch hub area below the gasket race.










H-SERIES: GASKETED SDR 26 SEWER FITTINGS CERTS: ASTM D3034, ASTM F1336 AND CSA B182.2








Product	Size (inches)	Part #
Straight Tee GxGxG 	4 x 4	H104
	6 x 4	H106-4
	6 x 6	H106
	8 x 4	H108-4
	8 x 6	H108-6
	8 x 8	H108
	10 x 4	H1010-4
	10 x 6	H1010-6
	10 x 8	H1010-8
	10 x 10	H1010
	12 x 4	H1012-4
	12 x 6	H1012-6
	12 x 8	H1012-8
12 x 10	H1012-10	
12 x 12	H1012	
45 Degree Wye GxGxG 	4 x 4	H304
	6 x 4	H306-4
	6 x 6	H306
	8 x 4	H308-4
	8 x 6	H308-6
	8 x 8	H308
	10 x 4	H3010-4
	10 x 6	H3010-6
	12 x 4	H3012-4
	12 x 6	H3012-6
Straight Tee SxGxG 	4 x 4	H124
	6 x 4	H126-4
	6 x 6	H126
	8 x 4	H128-4
	8 x 6	H128-6
	8 x 8	H128

Product	Size (inches)	Part #
Straight Tee with DWV Branch GxGxDWV G 	8 x 4	H118-4
	8 x 6	H118-6
Straight Tee with DWV Branch GxGxDWV H 	8 x 4	H138-4
	8 x 6	H138-6
45 Degree Wye with DWV Branch GxGxDWV G 	8 x 4	H318-4
	8 x 6	H318-6
45 Degree Wye with DWV Branch GxGxDWV H 	8 x 4	H338-4
	8 x 6	H338-6

H-SERIES: GASKETED SDR 26 SEWER FITTINGS










CERTS: ASTM D3034, ASTM F1336 AND CSA B182.2








Product	Size (inches)	Part #
Double 45 Degree Wye GxGxGxG 	6 x 4	H366-4
	6 x 6	H366-6
Sanitary Tee (T-Y) GxGxG 	4 x 4	H156
	6 x 4	H157-4
	6 x 6	H157
	8 x 4	H158-4
	8 x 6	H158-6
8 x 8	H158	
Sanitary Tee (T-Y) SxGxG 	4 x 4	H174
	6 x 4	H177-4
	6 x 6	H177
	8 x 4	H178-4
	8 x 6	H178-6
	8 x 8	H178
Sanitary Tee with DWV Branch (T-Y) GxGxDWV H 	8 x 4	H198-4
	8 x 6	H198-6
2 Way Cleanout GxGxG 	4	H1004
	6	H1006
1/4 Bend (90) GxG 	4	H204
	6	H206
	8	H208
	10	H2010
	12	H2012
1/4 Bend (90) GxG Long Sweep 	4	H256
	6	H257
	8	H258

Product	Size (inches)	Part #
1/8 Bend (45) GxG 	4	H504
	6	H506
	8	H508
	10	H5010
	12	H5012
Deep Socket 1/8 Bend (45) GxG 	6	H5066
1/4 Bend (90) SxG 	4	H224
	6	H226
	8	H228
	10	H2210
	12	H2212
1/4 Bend (90) SxG Long Sweep 	4	H274
	6	H277
	8	H278
1/8 Bend (45) SxG 	4	H404
	6	H406
	8	H408
	10	H4010
	12	H4012
Deep Socket 1/8 Bend (45) SxG 	6	H4066
1/16 Bend (22.5) GxG 	4	H1704
	6	H1706
	8	H1708
	10	H17010
	12	H17012

H-SERIES: GASKETED SDR 26 SEWER FITTINGS






CERTS: ASTM D3034, ASTM F1336 AND CSA B182.2




Product	Size (inches)	Part #
Deep Socket 1/16 Bend (22.5) GxG 	6	H17066
Cap (G) 	4	H1604
	6	H1606
	8	H1608
Stop Coupling GxG 	4	H604
	6	H606
	8	H608
1/16 Bend (22.5) SxG 	4	H1714
	6	H1716
	8	H1718
	10	H17110
	12	H17112
Deep Socket 1/16 Bend (22.5) SxG 	6	H17166
Spigot Plug (S) 	4	H1164
	6	H1166
	8	H1168
Repair Coupling GxG 	4	H624
	6	H626
	8	H628
Concentric Increaser Coupling GxG 	6 x 4	H606-4
	8 x 4	H608-4
	8 x 6	H608-6
Concentric Increaser Bushing SxG 	6 x 4	H1216
	8 x 4	H1219
	8 x 6	H1220

Product	Size (inches)	Part #
Eccentric Increaser Coupling GxG 	6 x 4	H616-4
Eccentric Increaser Bushing SxG 	6 x 4	H1306-4
Gasketed Sewer Adapter HxG (Solvent Sewer Hub x Gasket Sewer) 	4 x 4	H644
	6 x 4	H646-4
	6 x 6	H646
	8 x 8	H648
Gasketed DWV Adapter Coupling GxG (SDR26 Gasket Sewer Hub x Gasket DWV Hub) 	4 x 4	H657
	6 x 4	H658
	6 x 6	H659
Solvent Sewer to DWV Adapter Coupling HxG (SDR26 Solvent Sewer Hub x Gasket DWV Hub) 	4 x 4	H954
	6 x 4	H956-4
	6 x 6	H956
Temporary Plug Polyethylene (S) 	4	G1184
	6	G1186
	8	G1188
IntelliCap with 3M Marker 	4	P1614-SN
	6	P1616-SN

H-SERIES: GASKETED SDR 26 SEWER FITTINGS

CERTS: ASTM D3034, ASTM F1336 AND CSA B182.2

Product	Size (inches)	Part #
Gasketed Sewer Adapter SxG (Solvent Sewer Spigot x Gasket Sewer Hub) SDR26 	4 x 4	H904
	6 x 6	H906
Gasketed DWV Adapter Bushing SxDWV G (SDR26 Chamfer Sewer Spigot x Gasket DWV Hub) 	4 x 4	H1213
	6 x 4	H1214
	6 x 6	H1215
DWV Adapter Sleeve DWV SxG (Solvent DWV Spigot x SDR26 Gasket Sewer Hub) 	4 x 4	H1208
	6 x 6	H1209
Vertical Riser Adapter SxS 	4 x 4	H984
	6 x 6	H986
	8 x 8	H988
Saddle Tee with Stainless Steel Clamps (Gasket Skirt x Gasket Inlet) 	6 x 4	H2106-4R
	8 x 4	H2108-4R
	8 x 6	H2108-6R
	10 x 4	H2110-4R
	10 x 6	H2110-6R
	12 x 4	H2112-4R
	12 x 6	H2112-6R

Product	Size (inches)	Part #
Saddle Tee with Stainless Steel Clamps (Short Gasket Skirt x Gasket Inlet) w/Loc Ring 	6 x 4	H4106-4R
	8 x 4	H4108-4R
	8 x 6	H4108-6R
	10 x 4	H4110-4R
	10 x 6	H4110-6R
	12 x 4	H4112-4R
Saddle Wye with Stainless Steel Clamps Gasket Skirt x Gasket Inlet) 	6 x 4	H2306-4R
	8 x 4	H2308-4R
	8 x 6	H2308-6R
	10 x 4	H2310-4R
	10 x 6	H2310-6R
	12 x 4	H2312-4R
Saddle Wye with Stainless Steel Clamps (Short Gasket Skirt x Gasket Inlet) w/Loc Ring 	6 x 4	H4306-4R
	8 x 4	H4308-4R
	8 x 6	H4308-6R
	10 x 4	H4310-4R
	10 x 6	H4310-6R
	12 x 4	H4312-4R
12 x 6	H4312-6R	

M-SERIES: SOLVENT WELD SDR 26 SEWER FITTINGS



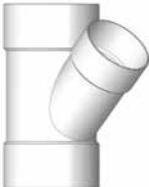



CERTS: CSA B182.2, ASTM D3034, ASTM D1784








3" through 12" injection molded solvent weld SDR 26 sewer fittings shall be manufactured in accordance with ASTM D3034 and CSA B182.2. They shall be molded from virgin PVC compound having a minimum cell classification of 12454 or 13343 in accordance with ASTM D1784. Injection molded solvent weld SDR 26 sewer fittings shall be manufactured to meet ASTM D3034 and CSA B182.2.



M-SERIES: SOLVENT WELD SDR 26 SEWER FITTINGS







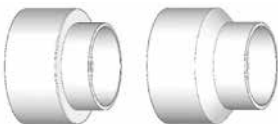


CERTS: CSA B182.2, ASTM D3034, ASTM D1784








Product	Size (inches)	Part #
Straight Tee HxHxH 	4 x 4	M104
	8 x 4	M108-4
	8 x 6	M108-6
	8 x 8	M108
Sanitary Tee HxHxH 	4 x 4	M156
	6 x 4	M157-4
	6 x 6	M157
	8 x 4	M158-4
	8 x 6	M158-6
8 x 8	M158	
45 Degree Wye HxHxH 	4 x 4	M304
2-Way Cleanout HxHxH 	4 x 4	M1004
	6 x 6	M1006
Stop Coupling HxH 	4	M604
	6	M606
Concentric Reducer Coupling HxH 	4 x 3	M654

Product	Size (inches)	Part #
Repair Coupling HxH 	3	P912
	4	P911
	6	P916
	8	P918
Repair Coupling HxH 	6	M626
Concentric Reducer Bushing SxH 	6 x 4	M1216
1/4 Bend (90) HxH 	4	M204
	8	M208
1/4 Bend (90) HxH Long Sweep 	6	M257
	8	M258
1/8 Bend (45) HxH 	4	M504
	6	M506
	8	M508
1/16 Bend (22.5) HxH 	4	M1704
	8	M1708

M-SERIES: SOLVENT WELD SDR 26 SEWER FITTINGS

CERTS: CSA B182.2, ASTM D3034, ASTM D1784

Product	Size (inches)	Part #
1/4 Bend (90) SxH 	4	M224
	8	M228
1/4 Bend (90) SxH Long Sweep 	6	M277
	8	M278
1/8 Bend (45) SxH 	4	M404
	6	M406
	8	M408
1/16 Bend (22.5) SxH 	4	M1714
	8	M1718
Cap (H) 	4	M1604
	6	M1606
	8	M1608
Female Adapter (Hub x FIPT) 	4	M1404
	6	M1406
DWV Adapter Coupling HxH (SDR26 Solvent Sewer Hub x Solvent DWV Hub) 	6 x 6	M659
Gasketed Sewer Adapter HxG (Solvent Sewer Hub x Gasket Sewer Hub) SDR26 	4 x 4	H644
	6 x 4	H646-4
	6 x 6	H646
	8 x 8	H648
Gasketed DWV Adapter Coupling HxDWV G (SDR26 Solvent Sewer Hub x Gasket DWV Hub) 	4 x 4	H954
	6 x 4	H956-4
	6 x 6	H956

Product	Size (inches)	Part #
Gasketed DWV Adapter Coupling GxDWV G SDR26 Gasket Sewer Hub x Gasket DWV Hub) 	4 x 4	H657
	6 x 4	H658
	6 x 6	H659
DWV Adapter Sleeve DWV SxH (Solvent DWV Spigot x SDR35 Solvent Sewer Hub) 	3 x 3	P1207
	4 x 4	P1208
	6 x 6	P1209
Spigot Plug (S) 	4	H1164
	6	H1166
	8	H1168
Fitting Cleanout (Spigot x FIPT) 	4	M1504
	6	M1506
Gasketed Sewer Adapter SxG (Solvent Sewer Spigot x Gasket Sewer Hub) SDR26 	4 x 4	H904
	6 x 6	H906
Gasketed DWV Adapter Bushing SxDWV G (SDR26 Chamfer Sewer Spigot x Gasket DWV Hub) 	4 x 4	H1213
	6 x 4	H1214
	6 x 6	H1215
DWV Adapter Sleeve DWV SxG (Solvent DWV Spigot x SDR26 Gasket Sewer Hub) 	4 x 4	H1208
	6 x 6	H1209


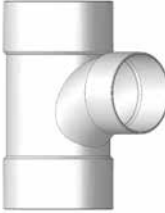


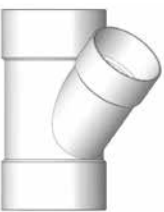
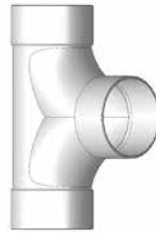


P-SERIES: SOLVENT WELD SDR 35 SEWER FITTINGS

CERTS: ASTM D3034, D1784, CSA B182.2, UPC, NSF










3" through 12" injection molded solvent weld SDR 35 sewer fittings shall be manufactured in accordance with ASTM D3034 and CSA B182.2. They shall be molded from virgin PVC compound having a minimum cell classification of 12454 or 13343 in accordance with, and certified by the National Sanitation Foundation (NSF), to meet ASTM D1784. Injection molded solvent weld SDR 35 sewer fittings shall be certified by the National Sanitation Foundation (NSF) to meet ASTM D3034, and, in applicable configurations by the International Association of Plumbing and Municipal Officials (IAPMO) to meet the requirements of the Uniform Plumbing Code (UPC) as applicable, and by the Canadian Standards Association (CSA) to meet CSA B182.2.









P-SERIES: SOLVENT WELD SDR 35 SEWER FITTINGS			CERTS: ASTM D3034, D1784, CSA B182.2, UPC, NSF			
Product Straight Tee HxHxH 	Size (inches)	Part #	Product Sanitary Tee HxHxH 	Size (inches)	Part #	
	3 x 3	P102		3 x 3	P155	
	4 x 4	P104		4 x 4	P156	
	6 x 4	P116		6 x 4	P157-4	
	6 x 6	P106		6 x 6	P157	
	8 x 4	P108-4		8 x 4	P158-4	
	8 x 6	P108-6		8 x 6	P158-6	
	8 x 8	P108		8 x 8	P158	
	10 x 4	P1010-4		Cleanout Tee HxHxFIPT 	4 x 4	P1104
	10 x 6	P1010-6				
	10 x 8	P1010-8				
	10 x 10	P1010				
	12 x 4	P1012-4				
	12 x 6	P1012-6				
12 x 8	P1012-8	Tee Cross HxHxHxH 	4 x 4	P179		
12 x 10	P1012-10					
12 x 12	P1012					
45 Degree Wye HxHxH 	3 x 3		P302	2-Way Cleanout HxHxH 	4 x 4	P1004
	4 x 4		P304			
	6 x 4		P316			
	6 x 6	P306				
	8 x 4	P308-4				
	8 x 6	P308-6				
45 Degree Wye SxHxH 	4 x 4	P324	Double 45 Degree Wye HxHxHxH 	6 x 4	P366-4	
				6 x 6	P366-6	

P-SERIES: SOLVENT WELD SDR 35 SEWER FITTINGS




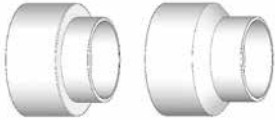


CERTS: ASTM D3034, D1784, CSA B182.2, UPC, NSF







Product	Size (inches)	Part #
1/4 Bend (90) HxH 	3	P202
	4	P204
	6	P206
	8	P208
	10	P2010
	12	P2012
1/4 Bend (90) HxH Long Sweep 	3	P255
	4	P256
	6	P257
	8	P258
1/8 Bend (45) HxH 	3	P502
	4	P504
	6	P506
	8	P508
	10	P5010
	12	P5012
1/16 Bend (22.5) HxH 	3	P1703
	4	P1704
	6	P1706
	8	P1708
	10	P17010
	12	P17012
1/4 Bend (90) SxH 	3	P222
	4	P224
	6	P226
	8	P228
	10	P2210
	12	P2212
1/4 Bend (90) SxH Long Sweep 	3	P272
	4	P274
	6	P277
	8	P278
1/8 Bend (45) SxH 	3	P402
	4	P404
	6	P406
	8	P408
	10	P4010
	12	P4012

Product	Size (inches)	Part #
1/16 Bend (22.5) SxH 	3	P1713
	4	P1714
	6	P1716
	8	P1718
	10	P17110
	12	P17112
Cap (H) 	3	P1603
	4	P1604
	6	P1606
	8	P1608
	10	P16010
	12	P16012
Spigot Plug (S) 	4	G1164
	6	G1166
	8	G1168
	10	G11610
	12	G11612
	Stop Coupling HxH 	3
4		P604
6		P606
8		P608
10		P6010
12		P6012
Drain Grate 	3	P912
	4	P911
	6	P916
	8	P918
Concentric Reducer Coupling HxH 	3 x 2	P653
	4 x 2	P656
	4 x 3	P654
	6 x 4	P661
	8 x 4	P608-4
	8 x 6	P608-6
	10 x 4	P6010-4
	10 x 6	P6010-6
	10 x 8	P6010-8
	12 x 4	P6012-4
	12 x 6	P6012-6
	12 x 8	P6012-8
12 x 10	P6012-10	

P-SERIES: SOLVENT WELD SDR 35 SEWER FITTINGS







CERTS: ASTM D3034, D1784, CSA B182.2, UPC, NSF








Product	Size (inches)	Part #
Cast Iron Pipe Adapter HxH (C.I. Hub x Sewer Hub) 	4	P704
Concentric Reducer Bushing SxH 	3 x 2	P1206
	4 x 2	P1212
	4 x 3	P1210
	6 x 4	P1216
	8 x 4	P1219
	8 x 6	P1220
	10 x 4	P1210-4
	10 x 6	P1210-6
	10 x 8	P1210-8
	12 x 4	P1212-4
	12 x 6	P1212-6
	12 x 8	P1212-8
12 x 10	P1212-10	
Clay Pipe Adapter HxH (Clay Hub x Sewer Hub) 	4	P754
DWV Adapter Coupling HxH (Solvent Sewer Hub x Solvent DWV Hub) 	4 x 3	P655
	4 x 4	P657
	6 x 4	P658
	6 x 6	P659
DWV Adapter Sleeve SxH (DWV Spigot x Solvent Sewer) 	3 x 3	P1207
	4 x 4	P1208
	6 x 6	P1209
Gasketed Sewer Adapter HxG (Solvent Sewer Hub x Gasket Sewer Hub) 	4 x 4	G644
	6 x 4	G646-4
	6 x 6	G646
	8 x 8	G648

Product	Size (inches)	Part #
Gasketed DWV Adapter Coupling GxDWV G (SDR 26 Gasket Sewer Hub x Gasket DWV Hub) 	4 x 4	H657
	6 x 4	H658
	6 x 6	H659
Gasketed DWV Adapter Coupling HxDWV G (SDR 26 Solvent Sewer Hub x Gasket DWV Hub) 	4 x 4	H954
	6 x 4	H956-4
	6 x 6	H956
Corrugated Pipe Adapter SxH (Corrugated Spigot x Solvent Sewer Hub) 	4 x 4	P674
Downspout Adapter (H) (Downspout x Solvent Sewer Hub) 	2 x 3 x 3	P1903
	2 x 3 x 4	P1904
	3 x 4 x 3	P1905
	3 x 4 x 4	P1906
Flushmount Downspout Adapter (H) (Flushmount Downspout x Solvent Sewer Hub) 	2 x 3 x 3	P1923
	2 x 3 x 4	P1924
	3 x 4 x 4	P1926
	4 x 6 x 6	P1928
DWV Adapter Bushing SxH (Solvent Sewer Spigot x Solvent DWV HUB) 	3 x 1 1/2	P1202
	3 x 2	P1203
	4 x 1 1/2	P1204
	4 x 2	P1205
	4 x 3	P1211
	4 x 4	P1213
	6 x 4	P1214
6 x 6	P1215	




P-SERIES: SOLVENT WELD SDR 35 SEWER FITTINGS

CERTS: ASTM D3034, D1784, CSA B182.2, UPC, NSF

Product	Size (inches)	Part #
DWV Adapter Bushing SxH (Chamfer Sewer Spigot x Solvent DWV Hub) 	4 x 4	G944
	6 x 4	G946-4
	6 x 6	G946
	8 x 8	G948
Gasketed Sewer Adapter SxG (Solvent Sewer Spigot x Gasket Sewer Hub) 	4 x 4	G904
	6 x 6	G906
	8 x 8	G908
Gasketed DWV Adapter Bushing SxDWV G (SDR 26 Chamfer Sewer Spigot x Gasket DWV Hub) 	4 x 4	H1213
	6 x 4	H1214
	6 x 6	H1215
DWV Adapter Sleeve SxH (Solvent DWV Spigot x SDR 26 Solvent Sewer Hub) 	4 x 4	H1208
	6 x 6	H1209
Solvent Sewer Hub Adapter SxH (Chamfer Sewer Spigot x Solvent Sewer Hub) 	4 x 4	G964
Corrugated Flushmount Downspout Adapter (S) (Flushmount Downspout x Corrugated Spigot) 	2 x 3 x 4	P1944
	3 x 4 x 4	P1946
	4 x 6 x 6	P1948

Product	Size (inches)	Part #
Male Adapter (Hub x MPT) 	3	P1303
	4	P1304
	6	P1306
Threaded Plug – Raised (MPT) 	3	P1153
	4	P1154
	6	P1156
	8	P1158
	10	P11510
	12	P11512
Female Adapter (Hub x FIPT) 	3 x 3	P1403
	4 x 4	P1404
	6 x 6	P1406
	8 x 8	P1408
	10 x 10	P14010
	12 x 12	P14012
Threaded Plug – Countersunk (MPT) 	4	P1144
	6	P1146
	8	P1148
	10	P11410
	12	P11412
	Fitting Cleanout (Spigot x FIPT) 	3 x 3
4 x 4		P1504
6 x 6		P1506
8 x 8		P1508
10 x 10		P15010
12 x 12		P15012
IntelliDisc with 3M Marker 	4	P1624-SN
	6	P1626-SN
Saddle Tee with Stainless Steel Clamps (Extended Solvent Skirt x Solvent Sewer Inlet) 	6 x 4	P2106-4
	8 x 4	P2108-4
	8 x 6	P2108-6
	10 x 4	P2110-4
	10 x 6	P2110-6
	12 x 4	P2112-4
	12 x 6	P2112-6
	15 x 4	P2115-4
	15 x 6	P2115-6
	18 x 4	P2118-4
	18 x 6	P2118-6

P-SERIES: SOLVENT WELD SDR 35 SEWER FITTINGS

Product	Size (inches)	Part #
Saddle Tee with Locator Ring and SS Clamps (Extended Solvent Skirt with Locator Ring x Solvent Sewer Inlet) 	6 x 4	P4106-4
	8 x 4	P4108-4
	8 x 6	P4108-6
Saddle Wye with Stainless Steel Clamps (Extended Solvent Skirt x Solvent Sewer Inlet) 	6 x 4	P2306-4
	8 x 4	P2308-4
	8 x 6	P2308-6
	10 x 4	P2310-4
	10 x 6	P2310-6
	12 x 4	P2312-4
	12 x 6	P2312-6
	15 x 4	P2315-4
	15 x 6	P2315-6
Saddle Wye with Locator Ring and SS Clamps (Extended Solvent Skirt with Locator Ring x Solvent Sewer Inlet) 	6 x 4	P4306-4
	8 x 4	P4308-4
	8 x 6	P4308-6

T-SERIES: GASKETED CLASS 160 IPS PRESSURE FITTINGS











CERTS: ASTM D2122, D2665, D3212, D3139, F477



4" through 8" Gasketed IPS Drainage fittings shall be injection molded or shall be assemble from injection molded components when possible. The fittings shall be made from PVC material that conforms to ASTM D1784 with a cell class or 12454. The body component fitting shall be manufactured in accordance with ASTM D2665, F2135 and CSA B181.2, as applicable. Minimum wall thickness shall meet or exceed the requirements of ASTM D2241, SDR 26 (Class 160) and ASTM D2665 Schedule 40 DWV. Fitting gaskets shall be locked firmly in position to prevent displacement. Fittings shall have a blue color-coded gasket and gasket retaining ring for easy identification. Gasket joints shall be listed by NSF as meeting the requirements of ASTM D3212 in straight alignment, angular deflection and top load deflection for joint tightness at 200 PSI and vacuum at 22" mercury. Fittings shall also be certified to meet a 160 PSI pressure rating in accordance with Table X1.1 of ASTM D2241 and shall be listed by NSF for conformance to the performance requirements of ASTM D3139, section 8.1.1 at 160 PSI and vacuum at 22" mercury.





Fabricated fittings shall be made from Class 160 pressure pipe where applicable.




T-SERIES: GASKETED CLASS 160 IPS PRESSURE FITTINGS			CERTS: ASTM D2122, D2665, D3212, D3139, F477			
Product	Size (inches)	Part #	Product	Size (inches)	Part #	
Straight Tee GxGxG 	4 x 4	T104	Vertical Riser Adapter SxS 	4	T984	
	6 x 4	T106-4		6	T986	
	6 x 6	T106		8	T988	
	45 Degree Wye GxGxG 	8 x 4	T108-4	Stop Coupling GxG 	4	T604
		8 x 6	T108-6		6	T606
		8 x 8	T108		8	T608
1/8 Bend (45) GxG 		4 x 4	T304	Gasketed DWV Adapter Coupling GxDWV G (SDR 26 Gasket Sewer Hub x Gasket DWV Hub) 	4 x 4	H657
	6 x 4	T306-4	6 x 4		H658	
6 x 6	T306	6 x 6	H659			
1/8 Bend (45) SxG 	8 x 4	T308-4	Gasketed DWV Adapter Coupling HxDWV G (SDR 26 Solvent Sewer Hub x Gasket DWV Hub) 	4 x 4	H954	
	8 x 6	T308-6		6 x 4	H956-4	
1/8 Bend (45) GxG 	4	T504		6 x 6	H956	
	6	T506				
Cap (G) 	4	T1604				
	6	T1606				
	8	T1608				

T-SERIES: GASKETED CLASS 160 IPS PRESSURE FITTINGS

CERTS: ASTM D2122, D2665, D3212, D3139, F477

Product	Size (inches)	Part #
Gasketed DWV Hub Adapter SxG (Solvent DWV Spigot x Gasket DWV Hub) 	4 x 4	D904
	6 x 6	D906
	8 x 8	D908
Spigot Plug (S) 	4	T1164
	6	T1166
	8	T1168
	10	D11610
	12	D11612
Temporary Plug Polyethylene (S) 	4	G1184
	6	G1186
	8	G1188
Repair Coupling GxG 	4	T624
	6	T626
	8	T628
Gasketed DWV Adapter Bushing SxDWV G (SDR 26 Chamfer Sewer Spigot x Gasket DWV Hub) 	4 x 4	H1213
	6 x 4	H1214
	6 x 6	H1215

Product	Size (inches)	Part #
DWV Adapter Sleeve DWV SxG (Solvent DWV Spigot x SDR35 Gasket Sewer Hub) 	4	G1208
	6	G1209
DWV Adapter Sleeve SxG (Solvent DWV Spigot x SDR26 Gasket Sewer Hub) 	4	H1208
	6	H1209
IntelliCap with 3M Marker 	4	P1614-SN
	6	P1616-SN
U Bend (Two Piece) 	3 x 3	D1833
In-Line Backwater Valve HxH 	4 x 4	D0104
	6 x 6	D0106



1.855.624.7473 | nappcopipe.com

NAPCO
2801 Post Oak Blvd., Suite 600
Houston, TX 77056